



City of San Leandro

Meeting Date: December 3, 2012

Staff Report

File Number: 12-565 **Agenda Section:** CONSENT CALENDAR

Agenda Number: 8.F.

TO: City Council

FROM: Chris Zapata
City Manager

BY: Lianne Marshall
Assistant City Manager

FINANCE REVIEW: Not Applicable

TITLE: Staff Report for Resolution Declaring Results of the General Municipal Election Held on Tuesday, November 6, 2012

SUMMARY AND RECOMMENDATIONS

A resolution declaring the results of the November 6, 2012 General Municipal Election for the City of San Leandro is presented for City Council approval. Attached to the resolution are Certificates of Election Results prepared by the Alameda County Registrar of Voters (ROV). These certificates are statements of the results of all the votes cast in the City of San Leandro in the November 6th election for each City Council candidate, as determined by the Official Canvass performed by the ROV.

The City Council is requested to adopt the resolution declaring the results of the election for City Council Districts 2, 4 and 6.

BACKGROUND

On June 18, 2012, the Council adopted Resolution No. 2012-070, which provided for the holding of the November 6, 2012 election. The election resolution included a request that the Alameda County Board of Supervisors permit the consolidation of the City's General Municipal Election with the Statewide General Election, and that the ROV provide necessary services related to the conduct of the election.

Ranked Choice Voting (RCV) was used to fulfill the City Charter requirement to elect successful candidates by a 50% plus one majority. The District 6 Council race, with only two candidates, was decided without the need to use the RCV algorithm; however, both the District 2 and 4 Council races were decided after eliminating all but the final two candidates.

As required by the California Elections Code, an official canvass has been performed and a Statement of Election Results has been submitted by the ROV to the City. A resolution accepting the Statement of Election Results and declaring the results of the election has been prepared for the Council's adoption.

Current Agency Policies

- Section 225(b) of the Charter of the City of San Leandro requires a successful candidate for elective office to receive at least 50% plus one of the votes cast for that office. In the event that no candidate receives 50% plus one of the votes cast for that office, the Charter requires the City Council to provide for a runoff vote to determine the person elected. The Charter provides that the runoff system may include an instant runoff voting system (i.e., RCV).

Previous Actions

- On April 19, 2010, the City Council passed to print and adopted Ordinance No. 2010-005, providing for the conduct of the General Municipal Election using RCV. The ordinance remains in effect for this election.
- On June 18, 2012, the City Council adopted Resolution No. 2012-070, providing for the holding of the General Municipal Election on November 6, 2012, requesting consolidation with the Statewide General Election, and requesting that the Alameda County ROV conduct election services on the City's behalf.

Summary of Public Outreach Efforts

- A Candidate Information page was added to the City website, listing the candidates' contact information, ballot designations and ballot statements, and pre-election campaign financial statements.
- On August 23, City staff conducted a Candidate Orientation for all City Council candidates, applicants for the District 4 City Council short-term vacant position, and members of the public. The Orientation provided information on City services and projects, and was well-attended.
- Outreach/education for Ranked Choice Voting by the ROV and City staff included informational brochures in five languages, community presentations, an iPhone app, booth at the Downtown Farmers Market, information in the Sample Ballot, special mailing to all voters, Public Service Announcements, and special RCV poll worker training. Most voters who were contacted indicated they understood how to use RCV.
- On October 6, 2012, a Notice of Nominees for Public Office was published in the Daily Review newspaper, pursuant to Elections Code Section 12110.

PREPARED BY: Marian Handa, City Clerk, City Manager's Office



City of San Leandro

Meeting Date: December 3, 2012

Resolution - Council

File Number: 12-566 **Agenda Section:** CONSENT CALENDAR

Agenda Number:

TO: City Council

FROM: Chris Zapata
City Manager

BY: Lianne Marshall
Assistant City Manager

FINANCE REVIEW: Not Applicable

TITLE: ADOPT: Resolution Declaring Results of the General Municipal Election Held on Tuesday, November 6, 2012 for Election of Members to City Council Districts 2, 4 and 6 (certifies election results)

Recitals

WHEREAS, a General Municipal Election was held and conducted in the City of San Leandro on Tuesday, the 6th of November, 2012, in consolidation with the Statewide General Election, as required by the California Elections Code, the Charter of the City of San Leandro, and the City of San Leandro Municipal Code; and

WHEREAS, notice of said election was duly and regularly given as required by law, voting precincts were properly established and election officers were duly and regularly appointed and election supplies furnished, and in all respects said election was held and conducted, the votes cast were received and canvassed, and the return thereof made, determined and declared in the time, form and manner required by law regulating and controlling such elections; and

WHEREAS, the qualified electors cast ballots at said election for the following Officials :

City Councilmember, District 2

City Councilmember, District 4

City Councilmember, District 6

WHEREAS, a canvass of the returns of said election was made by the Registrar of Voters of Alameda County, a copy of which is attached hereto; and

WHEREAS, the City Council of the City of San Leandro met in the regular meeting place of the Council on the 3rd day of December, 2012, to declare the results of said election in compliance with Section 10263 of the California Elections Code; and

WHEREAS, the City Council finds as a result of said canvass that the number of votes cast, the names of the persons voted for, and other matters required by law are as hereinafter stated.

NOW, THEREFORE, the City Council of the City of San Leandro does RESOLVE and declare as follows:

A General Municipal Election was held and conducted in this City on Tuesday, November 6, 2012, at the time and in the form and manner required by law.

There were 57 consolidated precincts established for the purpose of holding said election.

The total number of ballots cast at said election, for the candidates for City Council Districts 2, 4 and 6; was 30,422.

BE IT FURTHER RESOLVED, that at said election, the following persons were elected to the following offices respectively:

Ursula Reed, Councilmember, District 2, for a full term of four years from and after January 1, 2013, and until her successor is elected and qualified.

Benny Lee, Councilmember, District 4, for a full term of four years from and after January 1, 2013, and until his successor is elected and qualified.

Jim Prola, Councilmember, District 6, for a full term of four years from and after January 1, 2013, and until his successor is elected and qualified.



REGISTRAR OF VOTERS

ALAMEDA COUNTY • CALIFORNIA

DAVE MACDONALD
REGISTRAR OF VOTERS

November 21, 2012

Marian Handa, City Clerk
City of San Leandro
835 East 14th Street
San Leandro, CA 94577

Dear Ms. Handa:

Enclosed are the Certificates of Election Results and a copy of the Official Canvass for the City of San Leandro at the General Election held on November 6, 2012.

If you have any questions, please contact me at 510-272-6933.

Sincerely,


Dave Macdonald
Registrar of Voters
Alameda County

STATE OF CALIFORNIA }
COUNTY OF ALAMEDA } ss.

I, **DAVE MACDONALD**, Registrar of Voters for the County of Alameda, State of California, having canvassed the returns of all votes cast in the **City of San Leandro, District 2** at the General Election held on Tuesday, **November 6, 2012**, do hereby certify the following to be a full, true and correct Statement of the Results of all the votes cast, to which this certificate is attached, at said election for each candidate in the **City of San Leandro, District 2** for the office of **City Council Member, District 2**.

I hereby set my hand and my official seal this **21st** day of **November 2012**.






DAVE MACDONALD
Registrar of Voters
Alameda County
State of California

STATE OF CALIFORNIA }
COUNTY OF ALAMEDA } ss.

I, **DAVE MACDONALD**, Registrar of Voters for the County of Alameda, State of California, having canvassed the returns of all votes cast in the **City of San Leandro, District 4** at the General Election held on Tuesday, **November 6, 2012**, do hereby certify the following to be a full, true and correct Statement of the Results of all the votes cast, to which this certificate is attached, at said election for each candidate in the **City of San Leandro, District 4** for the office of **City Council Member, District 4**.

I hereby set my hand and my official seal this **21st** day of **November 2012**.






DAVE MACDONALD
Registrar of Voters
Alameda County
State of California

STATE OF CALIFORNIA }
COUNTY OF ALAMEDA } ss.

I, **DAVE MACDONALD**, Registrar of Voters for the County of Alameda, State of California, having canvassed the returns of all votes cast in the **City of San Leandro, District 6** at the General Election held on Tuesday, **November 6, 2012**, do hereby certify the following to be a full, true and correct Statement of the Results of all the votes cast, to which this certificate is attached, at said election for each candidate in the **City of San Leandro, District 6** for the office of **City Council Member, District 6**.

I hereby set my hand and my official seal this **21st** day of **November 2012**.




DAVE MACDONALD
Registrar of Voters
Alameda County
State of California

**ALAMEDA COUNTY Statement of Vote
GENERAL ELECTION**

CITY OF SAN LEANDRO

	Registration	Ballots Cast	Turnout (%)		MEMBER, CITY COUNCIL, DIST. 2 - DAN DILLMAN	MORGAN MACK-ROSE	URSULA REED	Under Vote	Over Vote		MEMBER, CITY COUNCIL, DIST. 4 - CHRIS CROW	JUSTIN HUTCHISON	DARLENE DAEVU	BENNY LEE	Under Vote	Over Vote
450300 - Vote by Mail Reporting	999	434	43.44		80	151	125	50	3		76	49	42	172	63	1
450300 - Election Day Reporting	999	271	27.13		62	71	71	58	0		46	29	25	95	65	0
450400 - Vote by Mail Reporting	1574	593	37.67		93	184	213	60	3		103	79	94	214	66	0
450400 - Election Day Reporting	1574	486	30.88		79	110	158	96	1		81	57	63	152	91	0
450610 - Vote by Mail Reporting	935	414	44.28		54	98	181	44	4		59	23	72	164	60	1
450610 - Election Day Reporting	935	272	29.09		49	83	70	51	0		28	15	38	123	50	0
450800 - Vote by Mail Reporting	989	410	41.46		55	108	185	44	2		50	8	46	267	22	1
450800 - Election Day Reporting	989	262	26.49		56	74	74	49	0		44	12	23	134	40	0
451000 - Vote by Mail Reporting	1455	591	40.62		94	166	214	63	4		113	39	79	239	68	1
451000 - Election Day Reporting	1455	436	29.97		74	125	155	34	1		53	44	75	164	53	1
451510 - Vote by Mail Reporting	1270	463	36.46		62	144	176	49	1		86	47	85	153	60	2
451510 - Election Day Reporting	1270	398	31.34		72	113	116	30	0		66	45	52	116	55	0
451600 - Vote by Mail Reporting	1195	503	42.09		81	146	196	64	1		90	51	63	201	82	0
451600 - Election Day Reporting	1195	363	30.38		60	96	127	39	1		46	40	42	129	63	0
451700 - Vote by Mail Reporting	952	379	39.81		66	107	143	29	2		86	38	52	132	38	1
451700 - Election Day Reporting	952	282	29.62		42	64	112	59	0		34	33	38	105	70	0
452100 - Vote by Mail Reporting	1154	407	35.27		61	136	146	40	2		88	24	52	157	62	0
452100 - Election Day Reporting	1154	382	33.10		75	118	120	61	2		65	30	48	140	94	0
452200 - Vote by Mail Reporting	1568	702	44.77		119	238	243	61	4		139	40	106	267	110	4
452200 - Election Day Reporting	1568	447	28.51		64	127	148	85	4		52	28	53	182	114	1
452400 - Vote by Mail Reporting	1088	374	34.38		70	152	107	24	2		95	34	63	113	46	3
452400 - Election Day Reporting	1088	394	36.21		68	134	123	24	1		45	34	59	136	82	1
452500 - Vote by Mail Reporting	771	247	32.04		40	71	93	27	0		50	21	48	70	38	1
452500 - Election Day Reporting	771	301	39.04		36	113	81	65	1		58	22	30	88	97	0
453100 - Vote by Mail Reporting	993	383	38.57		55	133	150	21	1		87	24	72	122	55	0
453100 - Election Day Reporting	993	343	34.54		56	128	109	36	0		49	27	64	113	76	0
453300 - Vote by Mail Reporting	670	247	36.87		36	88	103	18	0		76	21	38	84	24	1
453300 - Election Day Reporting	670	211	31.49		32	84	54	34	0		34	20	33	71	45	0
453400 - Vote by Mail Reporting	941	385	40.91		50	120	157	25	2		81	20	69	131	50	3
453400 - Election Day Reporting	941	287	30.50		32	91	89	64	2		40	25	47	83	82	1
453500 - Vote by Mail Reporting	1217	450	36.98		79	147	158	35	0		95	56	73	137	60	0
453500 - Election Day Reporting	1217	408	33.53		50	129	145	74	2		43	40	52	147	117	0
453900 - Vote by Mail Reporting	1250	524	41.92		80	180	183	40	3		116	43	84	171	69	2
453900 - Election Day Reporting	1250	328	26.24		69	90	116	50	0		49	40	41	123	70	0
453920 - Vote by Mail Reporting	846	319	37.71		38	99	118	31	2		57	24	64	105	38	1
453920 - Election Day Reporting	846	276	32.62		37	75	86	24	0		39	22	49	69	57	1
454100 - Vote by Mail Reporting	1067	469	43.96		72	154	164	41	4		100	30	78	156	69	1
454100 - Election Day Reporting	1067	287	26.90		51	76	96	40	5		29	27	51	95	65	2
454500 - Vote by Mail Reporting	906	378	41.72		51	117	142	31	0		69	20	47	167	38	1
454500 - Election Day Reporting	906	229	25.28		46	60	87	30	1		43	22	36	69	52	1
455000 - Vote by Mail Reporting	594	211	35.52		40	68	79	7	2		50	26	38	59	23	0
455000 - Election Day Reporting	594	224	37.71		47	63	52	47	0		32	18	36	48	75	1
455100 - Vote by Mail Reporting	702	250	35.61		43	69	99	22	1		50	26	49	74	37	0
455100 - Election Day Reporting	702	40	5.70		9	16	15	10	0		7	8	9	13	12	0
455300 - Vote by Mail Reporting	960	365	38.02		67	113	140	18	0		71	32	64	127	41	0
455300 - Election Day Reporting	960	316	32.92		74	78	120	20	0		49	27	51	100	65	0
455400 - Vote by Mail Reporting	897	430	47.94		63	115	179	42	3		88	35	77	118	82	3
455400 - Election Day Reporting	897	249	27.76		38	69	86	46	2		51	17	36	73	64	0
455500 - Vote by Mail Reporting	566	272	48.06		43	88	110	19	1		50	25	29	104	52	1
455500 - Election Day Reporting	566	168	29.68		31	46	58	32	0		25	11	16	61	53	0
455700 - Vote by Mail Reporting	518	243	46.91		26	79	105	13	0		59	18	33	74	38	1
455700 - Election Day Reporting	518	170	32.82		20	63	63	21	1		36	11	20	56	46	0
455900 - Vote by Mail Reporting	1521	557	36.62		103	159	232	34	4		108	55	110	180	75	3
455900 - Election Day Reporting	1521	509	33.46		80	140	185	22	0		83	45	76	143	79	0
456200 - Vote by Mail Reporting	1061	479	45.15		81	146	185	29	0		111	25	69	169	65	0
456200 - Election Day Reporting	1061	40	3.77		14	18	15	11	0		16	5	6	14	16	0
456500 - Vote by Mail Reporting	716	352	49.16		49	136	111	32	3		99	25	54	84	68	0
456500 - Election Day Reporting	716	252	35.20		38	97	75	38	0		64	15	28	73	67	0
456600 - Vote by Mail Reporting	1041	504	48.41		78	158	196	42	4		103	40	76	158	98	3

**ALAMEDA COUNTY Statement of Vote
GENERAL ELECTION**

CITY OF SAN LEANDRO

	Registration	Ballots Cast	Turnout (%)	MEMBER, CITY COUNCIL, DIST. 2 - DAN DILLMAN	MORGAN MACK-ROSE	URSULA REED	Under Vote	Over Vote	MEMBER, CITY COUNCIL, DIST. 4 - CHRIS CROW	JUSTIN HUTCHISON	DARLENE DAEVU	BENNY LEE	Under Vote	Over Vote
456600 - Election Day Reporting	1041	294	28.24	59	72	118	38	0	44	21	38	103	77	1
456900 - Vote by Mail Reporting	690	344	49.86	58	103	130	31	2	70	16	53	120	64	1
456900 - Election Day Reporting	690	214	31.01	34	60	79	29	3	38	11	28	66	60	0
457100 - Vote by Mail Reporting	786	338	43.00	48	129	123	22	0	90	12	68	92	57	3
457100 - Election Day Reporting	786	299	38.04	43	78	111	39	1	47	26	40	92	67	0
457300 - Vote by Mail Reporting	902	404	44.79	45	177	129	35	0	90	27	76	116	76	1
457300 - Election Day Reporting	902	322	35.70	30	123	97	15	1	68	15	36	88	59	0
457400 - Vote by Mail Reporting	723	404	55.88	54	184	118	32	1	102	20	55	127	84	2
457400 - Election Day Reporting	723	216	29.88	35	97	54	3	0	45	6	22	85	33	0
457500 - Vote by Mail Reporting	1270	537	42.28	70	202	193	34	2	142	33	102	129	93	2
457500 - Election Day Reporting	1270	429	33.78	64	156	123	26	0	67	41	64	119	75	0
457700 - Vote by Mail Reporting	895	371	41.45	44	133	143	24	2	95	16	66	104	60	3
457700 - Election Day Reporting	895	347	38.77	45	122	115	42	2	67	19	45	113	77	1
457900 - Vote by Mail Reporting	789	316	40.05	41	111	120	25	2	60	23	58	96	61	0
457900 - Election Day Reporting	789	270	34.22	46	98	77	46	0	49	20	53	64	79	0
458200 - Vote by Mail Reporting	985	348	35.33	53	126	110	26	2	63	26	70	106	52	1
458200 - Election Day Reporting	985	387	39.29	49	130	137	61	3	81	28	51	117	103	0
458300 - Vote by Mail Reporting	1255	483	38.49	73	166	170	35	2	93	26	75	185	63	3
458300 - Election Day Reporting	1255	406	32.35	56	137	133	59	0	46	26	54	142	117	1
458500 - Vote by Mail Reporting	737	297	40.30	38	96	119	26	2	56	19	55	100	47	1
458500 - Election Day Reporting	737	231	31.34	40	67	74	42	1	34	31	37	65	54	0
458800 - Vote by Mail Reporting	956	347	36.30	56	101	147	20	2	61	31	58	128	47	2
458800 - Election Day Reporting	956	278	29.08	49	92	90	31	3	41	37	38	89	60	1
458900 - Vote by Mail Reporting	675	230	34.07	31	85	73	14	3	49	21	40	76	20	1
458900 - Election Day Reporting	675	241	35.70	40	95	62	40	1	58	19	34	62	61	2
9450920 - Vote by Mail Reporting	0	0	0.00	0	0	0	0	0	0	0	0	0	0	0
9450920 - Election Day Reporting	0	0	0.00	0	0	0	0	0	0	0	0	0	0	0
9450930 - Vote by Mail Reporting	4	2	50.00	0	1	0	0	0	0	0	1	0	0	0
9450930 - Election Day Reporting	4	1	25.00	0	0	0	1	0	0	0	0	0	1	0
9451500 - Vote by Mail Reporting	307	175	57.00	30	46	69	20	0	28	24	28	55	28	2
9451500 - Election Day Reporting	307	29	9.45	4	5	10	6	1	7	1	2	8	8	0
9452000 - Vote by Mail Reporting	0	0	0.00	0	0	0	0	0	0	0	0	0	0	0
9452000 - Election Day Reporting	0	0	0.00	0	0	0	0	0	0	0	0	0	0	0
9454220 - Vote by Mail Reporting	38	20	52.63	7	4	8	1	0	5	3	3	6	3	0
9454220 - Election Day Reporting	38	2	5.26	1	1	0	0	0	1	0	0	1	0	0
9454230 - Vote by Mail Reporting	0	0	0.00	0	0	0	0	0	0	0	0	0	0	0
9454230 - Election Day Reporting	0	0	0.00	0	0	0	0	0	0	0	0	0	0	0
9454600 - Vote by Mail Reporting	0	0	0.00	0	0	0	0	0	0	0	0	0	0	0
9454600 - Election Day Reporting	0	0	0.00	0	0	0	0	0	0	0	0	0	0	0
9454700 - Vote by Mail Reporting	332	229	68.98	39	53	105	20	4	28	6	46	104	33	2
9454700 - Election Day Reporting	332	7	2.11	2	2	1	1	0	2	2	0	1	1	0
9454800 - Vote by Mail Reporting	3	2	66.67	1	1	0	0	0	0	1	0	1	0	0
9454800 - Election Day Reporting	3	1	33.33	0	0	0	0	0	0	0	0	0	0	0
9455010 - Vote by Mail Reporting	372	226	60.75	50	64	83	14	2	47	24	49	68	27	0
9455010 - Election Day Reporting	372	35	9.41	4	8	12	7	0	4	1	6	9	11	0
9455200 - Vote by Mail Reporting	264	191	72.35	45	61	58	14	0	45	17	28	57	28	3
9455200 - Election Day Reporting	264	15	5.68	5	4	3	1	0	3	2	0	6	2	0
9455210 - Vote by Mail Reporting	46	35	76.09	15	3	18	0	0	11	2	8	12	3	0
9455210 - Election Day Reporting	46	2	4.35	0	0	1	0	0	0	0	0	1	0	0
9455410 - Vote by Mail Reporting	171	112	65.50	13	29	51	13	0	21	5	21	42	14	2
9455410 - Election Day Reporting	171	19	11.11	2	6	4	4	0	1	1	2	5	6	0
9456610 - Vote by Mail Reporting	0	0	0.00	0	0	0	0	0	0	0	0	0	0	0
9456610 - Election Day Reporting	0	0	0.00	0	0	0	0	0	0	0	0	0	0	0
9458920 - Vote by Mail Reporting	0	0	0.00	0	0	0	0	0	0	0	0	0	0	0
9458920 - Election Day Reporting	0	0	0.00	0	0	0	0	0	0	0	0	0	0	0
Vote by Mail Reporting Totals	42616	17746	41.64	2740	5745	6600	1461	84	3661	1350	2886	6093	2557	64
Election Day Reporting Totals	42616	12676	29.74	2069	3904	4107	1741	40	2010	1076	1747	4151	2866	15

**ALAMEDA COUNTY Statement of Vote
GENERAL ELECTION**

CITY OF SAN LEANDRO																
	Registration	Ballots Cast	Turnout (%)		MEMBER, CITY COUNCIL, DIST. 2 - DAN DILLMAN	MORGAN MACK-ROSE	URSULA REED	Under Vote	Over Vote		MEMBER, CITY COUNCIL, DIST. 4 - CHRIS CROW	JUSTIN HUTCHISON	DARLENE DAEVU	BENNY LEE	Under Vote	Over Vote
District Totals - Absentee																
District Grand Totals																
13th Congressional District	42616	30422	71.39		4809	9649	10707	3202	124		5671	2426	4633	10244	5423	79
9th State Senatorial District	39348	28101	71.42		4369	8989	9857	2995	117		5251	2244	4261	9451	5042	69
10th State Senatorial District	3268	2321	71.02		440	660	850	207	7		420	182	372	793	381	10
18th Assembly District	42616	30422	71.39		4809	9649	10707	3202	124		5671	2426	4633	10244	5423	79
2nd Dist, Board of Equalization	42616	30422	71.39		4809	9649	10707	3202	124		5671	2426	4633	10244	5423	79
3rd Supervisorial District	42616	30422	71.39		4809	9649	10707	3202	124		5671	2426	4633	10244	5423	79
ALAMEDA	42616	30422	71.39		4809	9649	10707	3202	124		5671	2426	4633	10244	5423	79
City of San Leandro	42616	30422	71.39		4809	9649	10707	3202	124		5671	2426	4633	10244	5423	79
Grand Totals	42616	30422	71.39		4809	9649	10707	3202	124		5671	2426	4633	10244	5423	79

**ALAMEDA COUNTY Statement of Vote
GENERAL ELECTION**

NON-PARTISAN MEMBER, CITY COUNCIL, DIST. 6 - SAN LEANDRO (RCV)

	Registration	Ballots Cast	Turnout (%)	MEMBER, CITY COUNCIL, DIST. 6 - HERIMY B. ALMONTE	JIM PROLA	Under Vote	Over Vote								
450300 - Vote by Mail Reporting	999	434	43.44	148	194	64	1								
450300 - Election Day Reporting	999	271	27.13	96	95	69	0								
450400 - Vote by Mail Reporting	1574	593	37.67	195	281	77	0								
450400 - Election Day Reporting	1574	486	30.88	127	208	106	0								
450610 - Vote by Mail Reporting	935	414	44.28	121	202	55	1								
450610 - Election Day Reporting	935	272	29.09	92	104	58	0								
450800 - Vote by Mail Reporting	989	410	41.46	166	166	58	1								
450800 - Election Day Reporting	989	262	26.49	92	90	68	0								
451000 - Vote by Mail Reporting	1455	591	40.62	163	313	63	0								
451000 - Election Day Reporting	1455	436	29.97	120	223	47	0								
451510 - Vote by Mail Reporting	1270	463	36.46	157	209	66	1								
451510 - Election Day Reporting	1270	398	31.34	115	162	55	0								
451600 - Vote by Mail Reporting	1195	503	42.09	165	238	82	2								
451600 - Election Day Reporting	1195	363	30.38	112	143	66	0								
451700 - Vote by Mail Reporting	952	379	39.81	115	192	39	1								
451700 - Election Day Reporting	952	282	29.62	92	114	73	1								
452100 - Vote by Mail Reporting	1154	407	35.27	136	189	56	0								
452100 - Election Day Reporting	1154	382	33.10	135	140	97	1								
452200 - Vote by Mail Reporting	1568	702	44.77	260	338	67	3								
452200 - Election Day Reporting	1568	447	28.51	154	185	91	0								
452400 - Vote by Mail Reporting	1088	374	34.38	157	161	34	2								
452400 - Election Day Reporting	1088	394	36.21	130	156	73	0								
452500 - Vote by Mail Reporting	771	247	32.04	102	97	31	1								
452500 - Election Day Reporting	771	301	39.04	119	99	77	0								
453100 - Vote by Mail Reporting	993	383	38.57	141	174	44	0								
453100 - Election Day Reporting	993	343	34.54	124	132	73	0								
453300 - Vote by Mail Reporting	670	247	36.87	104	112	28	0								
453300 - Election Day Reporting	670	211	31.49	95	62	47	0								
453400 - Vote by Mail Reporting	941	385	40.91	163	146	44	0								
453400 - Election Day Reporting	941	287	30.50	124	77	76	0								
453500 - Vote by Mail Reporting	1217	450	36.98	178	188	54	0								
453500 - Election Day Reporting	1217	408	33.53	178	107	113	1								
453900 - Vote by Mail Reporting	1250	524	41.92	200	228	55	2								
453900 - Election Day Reporting	1250	328	26.24	104	139	80	0								
453920 - Vote by Mail Reporting	846	319	37.71	110	131	48	0								
453920 - Election Day Reporting	846	276	32.62	88	90	49	0								
454100 - Vote by Mail Reporting	1067	469	43.96	184	186	63	1								
454100 - Election Day Reporting	1067	287	26.90	105	99	60	4								
454500 - Vote by Mail Reporting	906	378	41.72	138	147	54	1								
454500 - Election Day Reporting	906	229	25.28	75	92	54	1								
455000 - Vote by Mail Reporting	594	211	35.52	93	85	17	1								
455000 - Election Day Reporting	594	224	37.71	70	63	76	1								
455100 - Vote by Mail Reporting	702	250	35.61	93	103	37	1								
455100 - Election Day Reporting	702	40	5.70	23	14	13	0								
455300 - Vote by Mail Reporting	960	365	38.02	136	160	38	1								
455300 - Election Day Reporting	960	316	32.92	113	115	63	0								
455400 - Vote by Mail Reporting	897	430	47.94	146	186	70	1								
455400 - Election Day Reporting	897	249	27.76	98	76	64	2								
455500 - Vote by Mail Reporting	566	272	48.06	74	138	46	2								
455500 - Election Day Reporting	566	168	29.68	65	54	46	0								
455700 - Vote by Mail Reporting	518	243	46.91	67	133	22	0								
455700 - Election Day Reporting	518	170	32.82	45	86	37	0								
455900 - Vote by Mail Reporting	1521	557	36.62	213	238	78	3								
455900 - Election Day Reporting	1521	509	33.46	182	176	69	0								
456200 - Vote by Mail Reporting	1061	479	45.15	145	232	61	1								
456200 - Election Day Reporting	1061	40	3.77	21	22	15	0								
456500 - Vote by Mail Reporting	716	352	49.16	119	165	46	1								
456500 - Election Day Reporting	716	252	35.20	67	121	56	1								
456600 - Vote by Mail Reporting	1041	504	48.41	159	243	77	0								

**ALAMEDA COUNTY Statement of Vote
GENERAL ELECTION**

NON-PARTISAN MEMBER, CITY COUNCIL, DIST. 6 - SAN LEANDRO (RCV)

	Registration	Ballots Cast	Turnout (%)	MEMBER, CITY COUNCIL, DIST. 6 - HERMY B. ALMONTE	JIM PROLA	Under Vote	Over Vote								
456600 - Election Day Reporting	1041	294	28.24	74	139	70	0								
456900 - Vote by Mail Reporting	690	344	49.86	105	167	50	1								
456900 - Election Day Reporting	690	214	31.01	67	86	51	0								
457100 - Vote by Mail Reporting	786	338	43.00	110	172	40	0								
457100 - Election Day Reporting	786	299	38.04	90	123	59	0								
457300 - Vote by Mail Reporting	902	404	44.79	121	195	68	1								
457300 - Election Day Reporting	902	322	35.70	89	120	57	0								
457400 - Vote by Mail Reporting	723	404	55.88	127	195	68	0								
457400 - Election Day Reporting	723	216	29.88	66	94	30	0								
457500 - Vote by Mail Reporting	1270	537	42.28	176	261	61	2								
457500 - Election Day Reporting	1270	429	33.78	153	155	57	0								
457700 - Vote by Mail Reporting	895	371	41.45	97	202	45	0								
457700 - Election Day Reporting	895	347	38.77	91	156	74	1								
457900 - Vote by Mail Reporting	789	316	40.05	121	128	46	3								
457900 - Election Day Reporting	789	270	34.22	92	97	75	0								
458200 - Vote by Mail Reporting	985	348	35.33	131	149	38	0								
458200 - Election Day Reporting	985	387	39.29	129	150	101	0								
458300 - Vote by Mail Reporting	1255	483	38.49	180	205	55	3								
458300 - Election Day Reporting	1255	406	32.35	137	142	107	0								
458500 - Vote by Mail Reporting	737	297	40.30	98	131	49	1								
458500 - Election Day Reporting	737	231	31.34	106	64	53	0								
458800 - Vote by Mail Reporting	956	347	36.30	153	140	33	1								
458800 - Election Day Reporting	956	278	29.08	112	100	51	0								
458900 - Vote by Mail Reporting	675	230	34.07	103	81	23	1								
458900 - Election Day Reporting	675	241	35.70	117	63	56	1								
9450920 - Vote by Mail Reporting	0	0	0.00	0	0	0	0								
9450920 - Election Day Reporting	0	0	0.00	0	0	0	0								
9450930 - Vote by Mail Reporting	4	2	50.00	1	0	0	0								
9450930 - Election Day Reporting	4	1	25.00	0	0	1	0								
9451500 - Vote by Mail Reporting	307	175	57.00	41	103	21	0								
9451500 - Election Day Reporting	307	29	9.45	6	12	8	0								
9452000 - Vote by Mail Reporting	0	0	0.00	0	0	0	0								
9452000 - Election Day Reporting	0	0	0.00	0	0	0	0								
9454220 - Vote by Mail Reporting	38	20	52.63	12	3	5	0								
9454220 - Election Day Reporting	38	2	5.26	1	1	0	0								
9454230 - Vote by Mail Reporting	0	0	0.00	0	0	0	0								
9454230 - Election Day Reporting	0	0	0.00	0	0	0	0								
9454600 - Vote by Mail Reporting	0	0	0.00	0	0	0	0								
9454600 - Election Day Reporting	0	0	0.00	0	0	0	0								
9454700 - Vote by Mail Reporting	332	229	68.98	84	96	40	0								
9454700 - Election Day Reporting	332	7	2.11	4	1	1	0								
9454800 - Vote by Mail Reporting	3	2	66.67	2	0	0	0								
9454800 - Election Day Reporting	3	1	33.33	0	0	0	0								
9455010 - Vote by Mail Reporting	372	226	60.75	83	108	22	1								
9455010 - Election Day Reporting	372	35	9.41	12	6	13	0								
9455200 - Vote by Mail Reporting	264	191	72.35	58	92	28	1								
9455200 - Election Day Reporting	264	15	5.68	3	7	3	0								
9455210 - Vote by Mail Reporting	46	35	76.09	14	19	3	0								
9455210 - Election Day Reporting	46	2	4.35	1	0	0	0								
9455410 - Vote by Mail Reporting	171	112	65.50	37	54	14	1								
9455410 - Election Day Reporting	171	19	11.11	4	5	6	0								
9456610 - Vote by Mail Reporting	0	0	0.00	0	0	0	0								
9456610 - Election Day Reporting	0	0	0.00	0	0	0	0								
9458920 - Vote by Mail Reporting	0	0	0.00	0	0	0	0								
9458920 - Election Day Reporting	0	0	0.00	0	0	0	0								
Vote by Mail Reporting Totals	42616	17746	41.64	6202	8076	2283	44								
Election Day Reporting Totals	42616	12676	29.74	4315	4765	2744	14								

**ALAMEDA COUNTY Statement of Vote
GENERAL ELECTION**

NON-PARTISAN MEMBER, CITY COUNCIL, DIST. 6 - SAN LEANDRO (RCV)														
	Registration	Ballots Cast	Turnout (%)	MEMBER, CITY COUNCIL, DIST. 6 - HERMY B. ALMONTE	JIM PROLA	Under Vote	Over Vote							
District Totals - Absentee														
District Grand Totals														
13th Congressional District	42616	30422	71.39	10517	12841	5027	58							
9th State Senatorial District	39348	28101	71.42	9687	11920	4628	51							
10th State Senatorial District	3268	2321	71.02	830	921	399	7							
18th Assembly District	42616	30422	71.39	10517	12841	5027	58							
2nd Dist, Board of Equalization	42616	30422	71.39	10517	12841	5027	58							
3rd Supervisorial District	42616	30422	71.39	10517	12841	5027	58							
ALAMEDA	42616	30422	71.39	10517	12841	5027	58							
City of San Leandro	42616	30422	71.39	10517	12841	5027	58							
Grand Totals	42616	30422	71.39	10517	12841	5027	58							

Ranked Choice Voting Results Tables

Contest: Member, City Council, Dist. 2 - San Leandro (RCV)

Load Type: Complete

	Round 1			Round 2			Round 3		
	Votes	%	Transfer	Votes	%	Transfer	Votes	%	Transfer
DAN DILLMAN	4834	19.13%	0	4834	19.13%	-4834	0	0.00%	0
MORGAN MACK-ROSE	9688	38.34%	0	9688	38.34%	+2183	11871	49.61%	0
URSULA REED	10744	42.52%	0	10744	42.52%	+1313	12057	50.39%	0
Write-In	0	0.00%	0	0	0.00%	0	0	0.00%	0
Exhausted by Over Votes	129		0	129		+18	147		0
Under Votes	3308		0	3308		0	3308		0
Exhausted Ballots	0		0	0		+1320	1320		0
Continuing Ballots	25266	100.00%		25266	100.00%		23928	100.00%	
TOTAL	28703		0	28703		0	28703		0
REMARKS	*Tie resolved in accordance with election law.								

Contest: Member, City Council, Dist. 4 - San Leandro (RCV)

Load Type: Complete

	Round 1			Round 2			Round 3			Round 4		
	Votes	%	Transfer	Votes	%	Transfer	Votes	%	Transfer	Votes	%	Transfer
CHRIS CROW	5694	24.66%	0	5694	24.66%	+687	6381	28.36%	+1900	8281	39.01%	0
JUSTIN HUTCHISON	2443	10.58%	0	2443	10.58%	-2443	0	0.00%	0	0	0.00%	0
DARLENE DAEVU	4670	20.23%	0	4670	20.23%	+652	5322	23.65%	-5322	0	0.00%	0
BENNY LEE	10283	44.53%	0	10283	44.53%	+516	10799	47.99%	+2146	12945	60.99%	0
Write-In	0	0.00%	0	0	0.00%	0	0	0.00%	0	0	0.00%	0
Exhausted by Over Votes	86		0	86		+10	96		+19	115		0
Under Votes	5527		0	5527		0	5527		0	5527		0
Exhausted Ballots	0		0	0		+578	578		+1257	1835		0
Continuing Ballots	23090	100.00%		23090	100.00%		22502	100.00%		21226	100.00%	
TOTAL	28703		0	28703		0	28703		0	28703		0
REMARKS	*Tie resolved in accordance with election law.											

Contest: Member, City Council, Dist. 6 - San Leandro (RCV)

Load Type: Complete

	Round 1		
	Votes	%	Transfer
HERMY B. ALMONTE	10584	45.08%	0
JIM PROLA	12894	54.92%	0
Write-In	0	0.00%	0
Exhausted by Over Votes	61		0
Under Votes	5164		0
Exhausted Ballots	0		0
Continuing Ballots	23478	100.00%	
TOTAL	28703		0
REMARKS	*Tie resolved in accordance with election law.		